



PRODUCT CATALOGUE



Your metal supplier

E-mail: commercial@bssmoz.com

Website: www.bssmoz.com

CELL: +258 828029476 +258 848029476

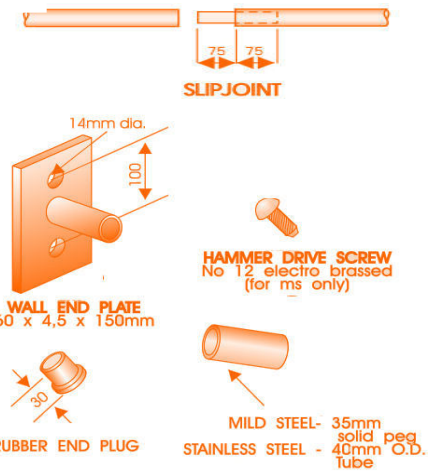
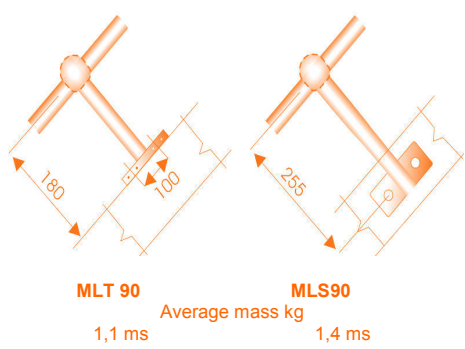
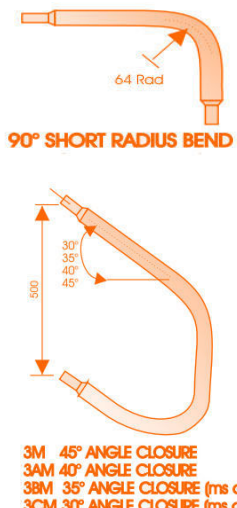
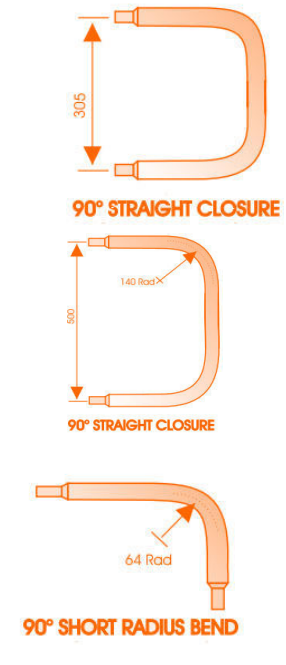
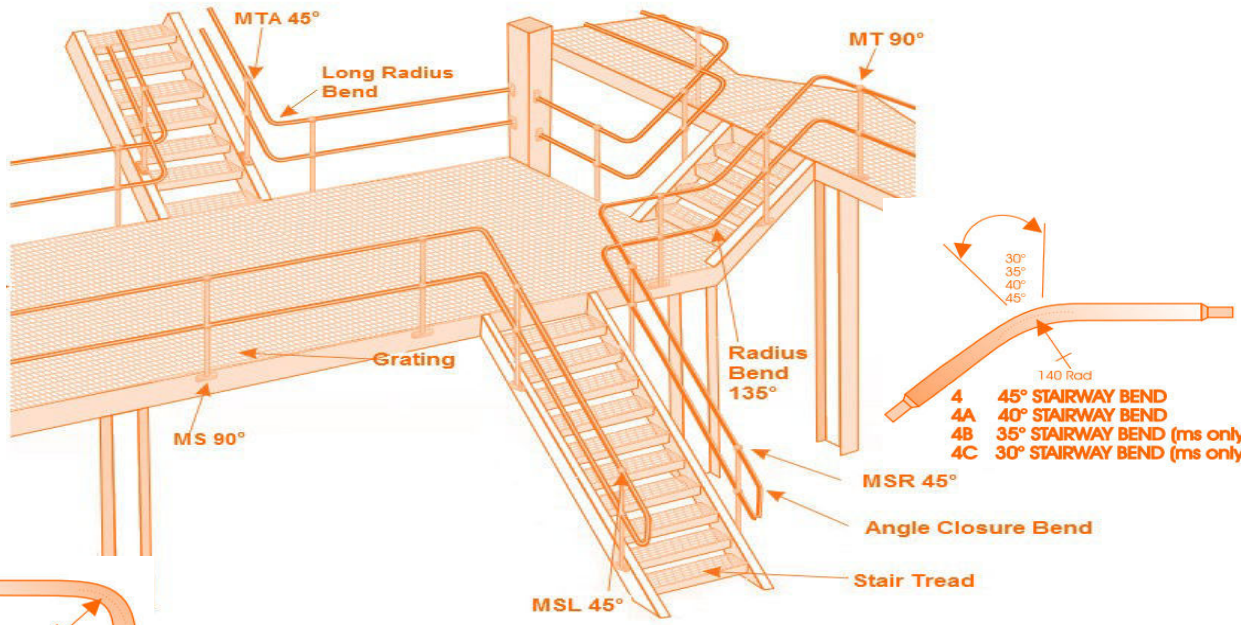
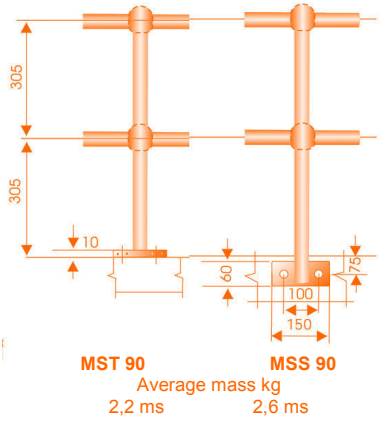
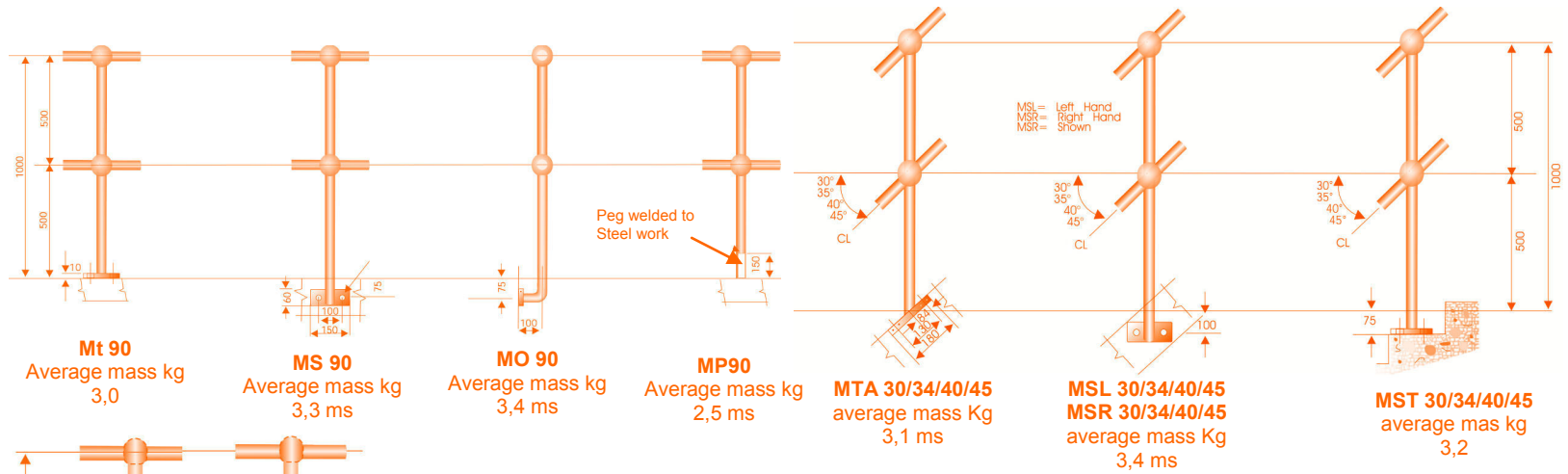


Gratings Handrails & Stanchions

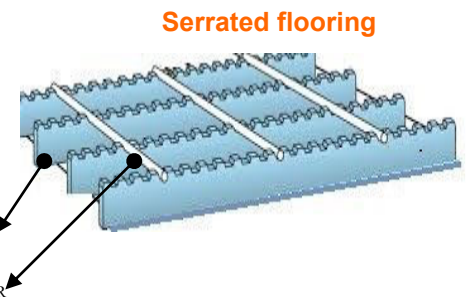
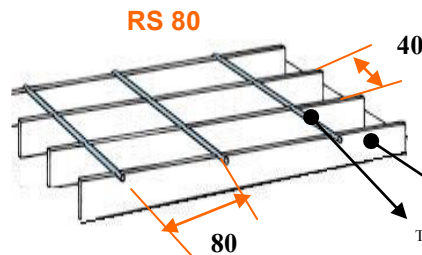
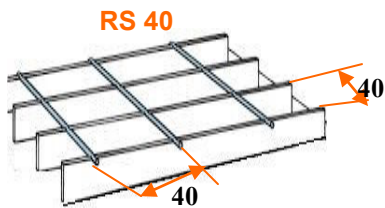
Your metal supplier

E-mail: commercial@bssmoz.com
Website: www.bssmoz.com

Handrails & Stanchions



Gratings

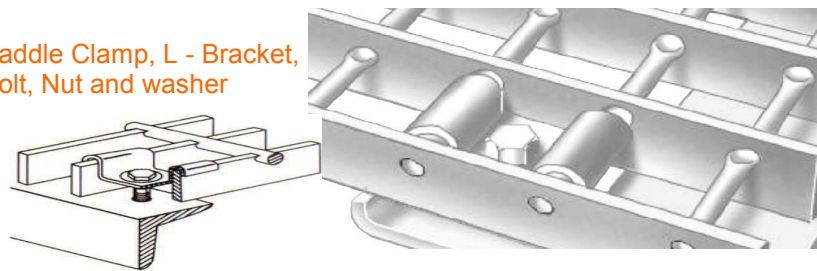


Standard Grating SR 40

Bearer Size	Panel Size		Uncoated Mass kg
	Length mm	Width mm	
25 x 4.5	2400	1200	86
20 x 4.5	2400	1200	100
40 x 4.5	2400	1200	125

GRATING FASTENING METHOD


Saddle Clamp, L - Bracket, Bolt, Nut and washer



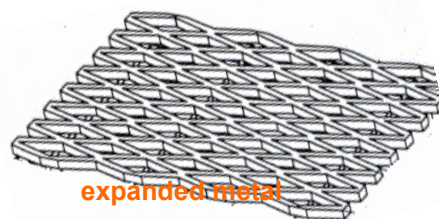
We also supply these non standard type of Gratings



heavy duty grat-

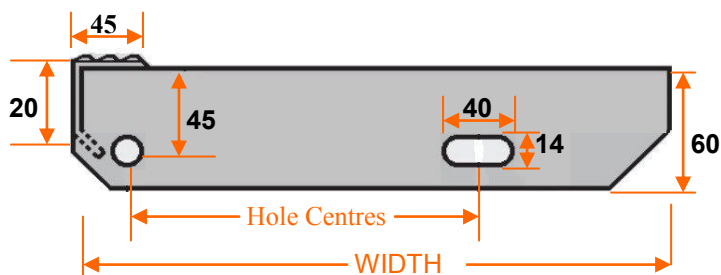


Plated Gratings



expanded metal

STAIRTREADS



Stair Treads up to 750mm long have 25mm x 4.5mm bars between 751mm and 1000mm the bearer bars are 30mm x 4.5mm.

Tolerance 5mm on width, + 0-22mm on length

Stair Treads in non standard sizes are available on request

Specifications

Length (mm)	Width (mm)	Hole Centres (mm)	Bearer Bars
500	205, 245	115, 150, 115	25 x 4.5
600	200, 245	115, 150, 115	25 x 4.5
750	205, 245, 285	115, 150, 115, 180, 150, 115	25 x 4.5
900	205, 245, 285	115, 150, 115, 180, 150, 115	30 x 4.5
1000	205, 245, 285	115, 150, 115, 180, 150, 115	30 x 4.5

Corrosion Resistant Plate (WR50B1 / Corten)

Dimensions				Mass per metre	
2500	x	1225	x	1.6	39.39
2500	x	1225	x	2	49.24
2500	x	1200	x	3	72.35
2500	x	1200	x	4	96.47
2500	x	1200	x	5	117.75
4000	x	1800	x	5	282.60
4000	x	2000	x	5	314.00
10000	x	2400	x	5	942.00
2500	x	1200	x	6	141.30
4000	x	1800	x	6	339.12
4000	x	2000	x	6	376.80
10000	x	2400	x	6	1130.40
2500	x	1200	x	8	188.40
4000	x	2000	x	8	502.40
2500	x	1200	x	10	235.50
4000	x	2000	x	10	628.00
2500	x	1200	x	12	282.60
4000	x	2000	x	12	753.60
2500	x	1200	x	16	376.80
4000	x	2000	x	16	1004.80
2500	x	1200	x	20	471.00
4000	x	2000	x	20	1256.00

EN 10025-S-355 JR-AR

Dimensions				Mass per metre	
2500	x	1200	x	4.5	105.98
3000	x	1500	x	4.5	158.96
4000	x	1800	x	4.5	254.34
4000	x	2000	x	4.5	282.60
2500	x	1200	x	5	117.75
3000	x	1500	x	5	176.63
4000	x	1825	x	5	286.53
4000	x	2000	x	5	314.00
8000	x	2000	x	5	628.00
6000	x	2400	x	5	565.20
10000	x	2400	x	5	942.00
2500	x	1200	x	6	141.30
3000	x	1500	x	6	211.95
4000	x	1800	x	6	339.12
5700	x	1800	x	6	483.25
7300	x	1800	x	6	618.89
9035	x	1800	x	6	765.99
4000	x	2000	x	6	376.80
6000	x	2000	x	6	565.20
8000	x	2000	x	6	753.60
2400	x	2400	x	6	271.30
6000	x	2400	x	6	678.24
10000	x	2400	x	6	1130.40
13000	x	2400	x	6	1469.52
12000	x	3000	x	6	1695.60
2500	x	1200	x	8	188.40
3000	x	1500	x	8	282.60
4000	x	1800	x	8	452.16
4000	x	2000	x	8	502.40
4500	x	2000	x	8	565.20
8000	x	2000	x	8	1004.80
4500	x	2400	x	8	678.24
6000	x	2400	x	8	904.32
10000	x	2400	x	8	1507.20
13000	x	2400	x	8	1959.36
12000	x	3000	x	8	2260.80
2500	x	1200	x	10	235.50
3000	x	1500	x	10	353.25
4000	x	1800	x	10	565.20
4000	x	2000	x	10	628.00
6000	x	2000	x	10	942.00
8000	x	2000	x	10	1256.00
6000	x	2400	x	10	1130.40
10000	x	2400	x	10	1884.00
13000	x	2400	x	10	2449.20
12000	x	3000	x	10	2826.00

Corrosion Resistant Plate (WR50B1 / Corten)

Dimensions				Mass per metre	
2500	x	1225	x	1.6	39.39
2500	x	1225	x	2	49.24
2500	x	1200	x	3	72.35
2500	x	1200	x	4	96.47
2500	x	1200	x	5	117.75
4000	x	1800	x	5	282.60
4000	x	2000	x	5	314.00
10000	x	2400	x	5	942.00
2500	x	1200	x	6	141.30
4000	x	1800	x	6	339.12
4000	x	2000	x	6	376.80
10000	x	2400	x	6	1130.40
2500	x	1200	x	8	188.40
4000	x	2000	x	8	502.40
2500	x	1200	x	10	235.50
4000	x	2000	x	10	628.00
2500	x	1200	x	12	282.60
4000	x	2000	x	12	753.60
2500	x	1200	x	16	376.80
4000	x	2000	x	16	1004.80
2500	x	1200	x	20	471.00
4000	x	2000	x	20	1256.00

EN 10025-S-355 JR-AR

Dimensions				Mass per metre	
2500	x	1200	x	4.5	105.98
3000	x	1500	x	4.5	158.96
4000	x	1800	x	4.5	254.34
4000	x	2000	x	4.5	282.60
2500	x	1200	x	5	117.75
3000	x	1500	x	5	176.63
4000	x	1825	x	5	286.53
4000	x	2000	x	5	314.00
8000	x	2000	x	5	628.00
6000	x	2400	x	5	565.20
10000	x	2400	x	5	942.00
2500	x	1200	x	6	141.30
3000	x	1500	x	6	211.95
4000	x	1800	x	6	339.12
5700	x	1800	x	6	483.25
7300	x	1800	x	6	618.89
9035	x	1800	x	6	765.99
4000	x	2000	x	6	376.80
6000	x	2000	x	6	565.20
8000	x	2000	x	6	753.60
2400	x	2400	x	6	271.30
6000	x	2400	x	6	678.24
10000	x	2400	x	6	1130.40
13000	x	2400	x	6	1469.52
12000	x	3000	x	6	1695.60
2500	x	1200	x	8	188.40
3000	x	1500	x	8	282.60
4000	x	1800	x	8	452.16
4000	x	2000	x	8	502.40
4500	x	2000	x	8	565.20
8000	x	2000	x	8	1004.80
4500	x	2400	x	8	678.24
6000	x	2400	x	8	904.32
10000	x	2400	x	8	1507.20
13000	x	2400	x	8	1959.36
12000	x	3000	x	8	2260.80
2500	x	1200	x	10	235.50
3000	x	1500	x	10	353.25
4000	x	1800	x	10	565.20
4000	x	2000	x	10	628.00
6000	x	2000	x	10	942.00
8000	x	2000	x	10	1256.00
6000	x	2400	x	10	1130.40
10000	x	2400	x	10	1884.00
13000	x	2400	x	10	2449.20
12000	x	3000	x	10	2826.00

EN 10025-S-355 JR-AR Continued

Dimensions				Mass per metre
13000	x	2400	x 8	1959.36
12000	x	3000	x 8	2260.80
2500	x	1200	x 10	235.50
3000	x	1500	x 10	353.25
4000	x	1800	x 10	565.20
4000	x	2000	x 10	628.00
6000	x	2000	x 10	942.00
8000	x	2000	x 10	1256.00
6000	x	2400	x 10	1130.40
10000	x	2400	x 10	1884.00
13000	x	2400	x 10	2449.20
12000	x	3000	x 10	2826.00
2500	x	1200	x 12	282.60
3000	x	1500	x 12	423.90
4000	x	1800	x 12	678.24
4000	x	2000	x 12	753.60
6000	x	2000	x 12	1130.40
8000	x	2000	x 12	1507.20
10000	x	2400	x 12	2260.80
13000	x	2400	x 12	2939.04
12000	x	3000	x 12	3391.20
2500	x	1200	x 16	376.80
3000	x	1500	x 16	565.20
4000	x	2000	x 16	1004.80
6000	x	2000	x 16	1507.20
8000	x	2000	x 16	2009.60
10000	x	2400	x 16	3014.40
13000	x	2400	x 16	3918.72
3000	x	1500	x 20	706.50
4000	x	2000	x 20	1256.00
8000	x	2000	x 20	2512.00
10000	x	2400	x 20	3768.00
13000	x	2400	x 20	4898.40
12000	x	3000	x 20	5652.00
2500	x	1200	x 25	588.75
3000	x	1500	x 25	883.13
4000	x	2000	x 25	1570.00
8000	x	2000	x 25	3140.00
4000	x	2000	x 25	1570.00
8000	x	2000	x 25	3140.00

EN 10025-S-355 JR-AR Continued

Dimensions				Mass per metre
10000	x	2400	x 25	4710.00
13000	x	2400	x 25	6123.00
12000	x	3000	x 25	7065.00
2500	x	1200	x 30	706.50
3000	x	1500	x 30	1059.75
4000	x	2000	x 30	1884.00
6000	x	2400	x 30	3391.20
10000	x	2400	x 30	5652.00
13000	x	2400	x 30	7347.60
2500	x	1200	x 32	753.60
3000	x	1500	x 32	1130.40
4000	x	2000	x 32	2009.60
10000	x	2400	x 32	6028.80
13000	x	2400	x 32	7837.44
2500	x	1200	x 35	824.25
3000	x	1500	x 35	1236.38
4000	x	2000	x 35	2198.00
6000	x	2400	x 35	3956.40
10000	x	2400	x 35	6594.00
13000	x	2400	x 35	8572.20
2500	x	1200	x 38	894.90
3000	x	1500	x 38	1342.35
4000	x	2000	x 38	2386.40
6000	x	2400	x 38	4295.52
10000	x	2400	x 38	7159.20
2500	x	1200	x 40	942.00
3000	x	1500	x 40	1413.00
4000	x	2000	x 40	2512.00
6000	x	2400	x 40	4521.60
10000	x	2400	x 40	7536.00
13000	x	2400	x 40	9796.80
2500	x	1200	x 45	1059.75
3000	x	1500	x 45	1589.63
4000	x	2000	x 45	2826.00
6000	x	2400	x 45	5086.80
10000	x	2400	x 45	8478.00
2500	x	1200	x 50	1177.50
3000	x	1500	x 50	1766.25
4000	x	2000	x 50	3140.00
6000	x	2400	x 50	5652.00
10000	x	2400	x 50	9420.00

EN 10025-S-355 JR-AR Continued

Dimensions				Mass per metre	
2500	x	1200	x	60	1413.00
3000	x	1500	x	60	2119.50
4000	x	2000	x	60	3768.00
2500	x	1200	x	65	1530.75
4000	x	2000	x	65	4082.00
2500	x	1200	x	70	1648.50
4000	x	2000	x	70	4396.00
2500	x	1200	x	75	1766.25
2500	x	1200	x	80	1884.00
4000	x	2000	x	80	5024.00

151/161 - 430A Boiler Plates

Dimensions				Mass per metre	
10000	x	2400	x	5	942.00
13000	x	2400	x	5	1224.60
10000	x	2400	x	6	1130.40
13000	x	2400	x	6	1469.52
12000	x	3000	x	6	1695.60
10000	x	2400	x	8	1507.20
13000	x	2400	x	8	1959.36
12000	x	3000	x	8	2260.80
10000	x	2400	x	10	1884.00
13000	x	2400	x	10	2449.20
12000	x	3000	x	10	2826.00
10000	x	2400	x	12	2260.80
13000	x	2400	x	12	2939.04
12000	x	3000	x	12	3391.20
10000	x	2400	x	16	3014.40
13000	x	2400	x	16	3918.72
12000	x	3000	x	16	4521.60
10000	x	2400	x	20	3768.00
13000	x	2400	x	20	4898.40
12000	x	3000	x	20	5652.00
10000	x	2400	x	22	4144.80
10000	x	2400	x	25	4710.00
10000	x	2400	x	30	5652.00
4000	x	2000	x	50	3140.00
6000	x	2400	x	50	5652.00
4000	x	2000	x	60	3768.00
6000	x	2400	x	60	6782.40
4000	x	2000	x	65	4082.00
4000	x	2400	x	65	4898.40
4000	x	2000	x	70	4396.00
4000	x	2400	x	70	5275.20
4000	x	2000	x	75	4710.00
4000	x	2400	x	75	5652.00
4000	x	2000	x	80	5024.00

SS10/200 (Bennox) Hard Wearing Plates

Dimensions				Mass per metre	
2500	x	1200	x	3	72.35
2500	x	1200	x	5	117.75
4000	x	2000	x	5	314.00
2500	x	1200	x	6	141.30
4000	x	2000	x	6	376.80
2500	x	1200	x	8	188.40
4000	x	2000	x	8	502.40
2500	x	1200	x	10	235.50
4000	x	2000	x	10	628.00
2500	x	1200	x	12	282.60
4000	x	2000	x	12	753.60
2500	x	1200	x	16	376.80
4000	x	2000	x	16	1004.80
2500	x	1200	x	20	471.00
4000	x	2000	x	20	1256.00
2500	x	1200	x	25	588.75
4000	x	2000	x	25	1570.00
2500	x	1200	x	32	753.60
4000	x	2000	x	32	2009.60
2500	x	1200	x	35	824.25
2500	x	1200	x	40	942.00
4000	x	2000	x	40	2512.00
2500	x	1200	x	45	1059.75
2500	x	1200	x	50	1177.50
4000	x	2000	x	50	3140.00

Mild Steel Vastrap Plates

Dimensions				Mass per metre	
2500	x	1200	x	3.0-4.6	78.00
2500	x	1200	x	4.5-6.1	113.34
4000	x	1200	x	4.5-6.1	181.34
8000	x	1200	x	4.5-6.1	362.69
2500	x	1200	x	6.0-7.6	148.65
4000	x	1200	x	6.0-7.6	237.84
8000	x	1200	x	6.0-7.6	475.68
2500	x	1200	x	8.0-9.6	195.75
4000	x	1200	x	8.0-9.6	313.20
8000	x	1200	x	8.0-9.6	626.40

PLATES

Mild Steel Plates

Dimensions				Mass per metre	
2500	x	1200	x	4.5	105.98
3000	x	1500	x	4.5	158.96
4000	x	1850	x	4.5	261.41
4000	x	2000	x	4.5	282.60
2500	x	1200	x	5	117.75
3000	x	1500	x	5	176.63
4000	x	1800	x	5	282.60
4000	x	2000	x	5	314.00
8000	x	2000	x	5	628.00
10000	x	2400	x	5	942.00
2500	x	1200	x	6	141.30
3000	x	1500	x	6	211.95
4000	x	1800	x	6	339.12
4000	x	2000	x	6	376.80
8000	x	2000	x	6	753.60
10000	x	2400	x	6	1130.40
2500	x	1200	x	8	188.40
3000	x	1500	x	8	282.60
4000	x	1800	x	8	452.16
4000	x	2000	x	8	502.40
8000	x	2000	x	8	1004.80
10000	x	2400	x	8	1507.20
2500	x	1200	x	10	235.50
3000	x	1500	x	10	353.25
4000	x	1800	x	10	565.20
4000	x	2000	x	10	628.00
8000	x	2000	x	10	1256.00
10000	x	2400	x	10	1884.00
2500	x	1200	x	12	282.60
3000	x	1500	x	12	423.90
4000	x	1800	x	12	678.24
4000	x	2000	x	12	753.60
8000	x	2000	x	12	1507.20
10000	x	2400	x	12	2260.80
2500	x	1200	x	16	376.80
3000	x	1500	x	16	565.20
4000	x	2000	x	16	1004.80
10000	x	2400	x	16	3014.40
2500	x	1200	x	20	471.00
3000	x	1500	x	20	706.50
4000	x	2000	x	20	1256.00
10000	x	2400	x	20	3768.00
2500	x	1200	x	25	588.75
3000	x	1500	x	25	883.13

EN 10025-S-355 JR-AR

Dimensions				Mass per metre	
4000	x	2000	x	25	1570.00
8000	x	2000	x	25	3140.00
10000	x	2400	x	25	4710.00
2500	x	1200	x	4.5	105.98
3000	x	1500	x	5	158.96
4000	x	1800	x	5	254.34
4000	x	2000	x	5	282.60
2500	x	1200	x	5	117.75
3000	x	1500	x	5	176.63
4000	x	1825	x	5	286.53
4000	x	2000	x	5	314.00
8000	x	2000	x	5	628.00
6000	x	2400	x	5	565.20
10000	x	2400	x	5	942.00
2500	x	1200	x	6	141.30
3000	x	1500	x	6	211.95
4000	x	1800	x	6	339.12
5700	x	1800	x	6	483.25
7300	x	1800	x	6	618.89
9035	x	1800	x	6	765.99
4000	x	2000	x	6	376.80
6000	x	2000	x	6	565.20
8000	x	2000	x	6	753.60
2400	x	2400	x	6	271.30
6000	x	2400	x	6	678.24
10000	x	2400	x	6	1130.40
13000	x	2400	x	6	1469.52
12000	x	3000	x	6	1695.60
2500	x	1200	x	8	188.40
3000	x	1500	x	8	282.60
4000	x	1800	x	8	452.16
4000	x	2000	x	8	502.40
4500	x	2000	x	8	565.20
8000	x	2000	x	8	1004.80
4500	x	2400	x	8	678.24
6000	x	2400	x	8	904.32
10000	x	2400	x	8	1507.20

EN 10025-S-355 JR-AR Continued

Dimensions				Mass per metre	
2500	x	1200	x	60	1413.00
3000	x	1500	x	60	2119.50
4000	x	2000	x	60	3768.00
2500	x	1200	x	65	1530.75
4000	x	2000	x	65	4082.00
2500	x	1200	x	70	1648.50
4000	x	2000	x	70	4396.00
2500	x	1200	x	75	1766.25
2500	x	1200	x	80	1884.00
4000	x	2000	x	80	5024.00

151/161 - 430A Boiler Plates

Dimensions				Mass per metre	
10000	x	2400	x	5	942.00
13000	x	2400	x	5	1224.60
10000	x	2400	x	6	1130.40
13000	x	2400	x	6	1469.52
12000	x	3000	x	6	1695.60
10000	x	2400	x	8	1507.20
13000	x	2400	x	8	1959.36
12000	x	3000	x	8	2260.80
10000	x	2400	x	10	1884.00
13000	x	2400	x	10	2449.20
12000	x	3000	x	10	2826.00
10000	x	2400	x	12	2260.80
13000	x	2400	x	12	2939.04
12000	x	3000	x	12	3391.20
10000	x	2400	x	16	3014.40
13000	x	2400	x	16	3918.72
12000	x	3000	x	16	4521.60
10000	x	2400	x	20	3768.00
13000	x	2400	x	20	4898.40
12000	x	3000	x	20	5652.00
10000	x	2400	x	22	4144.80
10000	x	2400	x	25	4710.00
10000	x	2400	x	30	5652.00
4000	x	2000	x	50	3140.00
6000	x	2400	x	50	5652.00
4000	x	2000	x	60	3768.00
6000	x	2400	x	60	6782.40
4000	x	2000	x	65	4082.00
4000	x	2400	x	65	4898.40
4000	x	2000	x	70	4396.00
4000	x	2400	x	70	5275.20
4000	x	2000	x	75	4710.00
4000	x	2400	x	75	5652.00
4000	x	2000	x	80	5024.00

SS10/200 (Bennox) Hard Wearing Plates

Dimensions				Mass per metre	
2500	x	1200	x	3	72.35
2500	x	1200	x	5	117.75
4000	x	2000	x	5	314.00
2500	x	1200	x	6	141.30
4000	x	2000	x	6	376.80
2500	x	1200	x	8	188.40
4000	x	2000	x	8	502.40
2500	x	1200	x	10	235.50
4000	x	2000	x	10	628.00
2500	x	1200	x	12	282.60
4000	x	2000	x	12	753.60
2500	x	1200	x	16	376.80
4000	x	2000	x	16	1004.80
2500	x	1200	x	20	471.00
4000	x	2000	x	20	1256.00
2500	x	1200	x	25	588.75
4000	x	2000	x	25	1570.00
2500	x	1200	x	32	753.60
4000	x	2000	x	32	2009.60
2500	x	1200	x	35	824.25
2500	x	1200	x	40	942.00
4000	x	2000	x	40	2512.00
2500	x	1200	x	45	1059.75
2500	x	1200	x	50	1177.50
4000	x	2000	x	50	3140.00

Mild Steel Vastrap Plates

Dimensions				Mass per metre	
2500	x	1200	x	3.0-4.6	78.00
2500	x	1200	x	4.5-6.1	113.34
4000	x	1200	x	4.5-6.1	181.34
8000	x	1200	x	4.5-6.1	362.69
2500	x	1200	x	6.0-7.6	148.65
4000	x	1200	x	6.0-7.6	237.84
8000	x	1200	x	6.0-7.6	475.68
2500	x	1200	x	8.0-9.6	195.75
4000	x	1200	x	8.0-9.6	313.20
8000	x	1200	x	8.0-9.6	626.40

Corrosion Resistant Plate (WR50B1 / Corten)

Dimensions					Mass per metre
2500	x	1225	x	1.6	39.39
2500	x	1225	x	2	49.24
2500	x	1200	x	3	72.35
2500	x	1200	x	4	96.47
2500	x	1200	x	5	117.75
4000	x	1800	x	5	282.60
4000	x	2000	x	5	314.00
10000	x	2400	x	5	942.00
2500	x	1200	x	6	141.30
4000	x	1800	x	6	339.12
4000	x	2000	x	6	376.80
10000	x	2400	x	6	1130.40
2500	x	1200	x	8	188.40
4000	x	2000	x	8	502.40
2500	x	1200	x	10	235.50
4000	x	2000	x	10	628.00
2500	x	1200	x	12	282.60
4000	x	2000	x	12	753.60
2500	x	1200	x	16	376.80
4000	x	2000	x	16	1004.80
2500	x	1200	x	20	471.00
4000	x	2000	x	20	1256.00

EN 10025-S-355 JR-AR

Dimensions					Mass per metre
2500	x	1200	x	4.5	105.98
3000	x	1500	x	4.5	158.96
4000	x	1800	x	4.5	254.34
4000	x	2000	x	4.5	282.60
2500	x	1200	x	5	117.75
3000	x	1500	x	5	176.63
4000	x	1825	x	5	286.53
4000	x	2000	x	5	314.00
8000	x	2000	x	5	628.00
6000	x	2400	x	5	565.20
10000	x	2400	x	5	942.00
2500	x	1200	x	6	141.30
3000	x	1500	x	6	211.95
4000	x	1800	x	6	339.12
5700	x	1800	x	6	483.25
7300	x	1800	x	6	618.89
9035	x	1800	x	6	765.99
4000	x	2000	x	6	376.80
6000	x	2000	x	6	565.20
8000	x	2000	x	6	753.60
2400	x	2400	x	6	271.30
6000	x	2400	x	6	678.24
10000	x	2400	x	6	1130.40
13000	x	2400	x	6	1469.52
12000	x	3000	x	6	1695.60
2500	x	1200	x	8	188.40
3000	x	1500	x	8	282.60
4000	x	1800	x	8	452.16
4000	x	2000	x	8	502.40
4500	x	2000	x	8	565.20
8000	x	2000	x	8	1004.80
4500	x	2400	x	8	678.24
6000	x	2400	x	8	904.32
10000	x	2400	x	8	1507.20
13000	x	2400	x	8	1959.36
12000	x	3000	x	8	2260.80
2500	x	1200	x	10	235.50
3000	x	1500	x	10	353.25
4000	x	1800	x	10	565.20
4000	x	2000	x	10	628.00
6000	x	2000	x	10	942.00
8000	x	2000	x	10	1256.00
6000	x	2400	x	10	1130.40
10000	x	2400	x	10	1884.00
13000	x	2400	x	10	2449.20
12000	x	3000	x	10	2826.00



PLATES AND SHEETS

Your metal supplier

E-mail: commercial@bssmoz.com

Website: www.bssmoz.com

SHEETS

Cold Rolled Sheets

Dimensions				Mass per metre	
1850	x	925	x	0.5	6.88
2450	x	925	x	0.5	9.11
1850	x	1225	x	0.5	9.11
2450	x	1225	x	0.5	12.06
1850	x	925	x	0.6	8.25
2450	x	925	x	0.6	10.93
1850	x	1225	x	0.6	10.93
2450	x	1225	x	0.6	14.48
3050	x	1225	x	0.6	18.02
3650	x	1225	x	0.6	21.57
1850	x	925	x	0.7	9.63
2450	x	1225	x	0.7	16.89
1850	x	925	x	0.8	11.01
2450	x	925	x	0.8	14.57
1850	x	1225	x	0.8	14.57
2450	x	1225	x	0.8	19.3
3050	x	1225	x	0.8	24.03
3650	x	1225	x	0.8	28.76
1850	x	925	x	0.9	12.38
2450	x	1225	x	0.9	21.71
1850	x	925	x	1.0	13.76
2450	x	925	x	1.0	18.22
1850	x	1225	x	1.0	18.22
2450	x	1225	x	1.0	24.13
3050	x	1225	x	1.0	30.04
3650	x	1225	x	1.0	35.94
1850	x	925	x	1.2	16.51
2450	x	925	x	1.2	21.86
1850	x	1225	x	1.2	21.86
2450	x	1225	x	1.2	28.95
3050	x	1225	x	1.2	36.04
3650	x	1225	x	1.2	43.13
1850	x	925	x	1.6	22.01
2450	x	925	x	1.6	29.15
1850	x	1225	x	1.6	29.15
2450	x	1225	x	1.6	38.6
3050	x	1225	x	1.6	48.06
3650	x	1225	x	1.6	57.51
3000	x	1500	x	1.6	57.88
1850	x	925	x	2.0	27.51
2450	x	925	x	2.0	36.44
1850	x	1225	x	2.0	36.44
2450	x	1225	x	2.0	48.25
3050	x	1225	x	2.0	60.07
3650	x	1225	x	2.0	71.89
3000	x	1500	x	2.0	72.35

Galvanised Sheets Z275

Dimensions				Mass per metre	
1850	x	925	x	0.5	6.88
2450	x	925	x	0.5	9.11
1850	x	1225	x	0.5	9.11
2450	x	1225	x	0.5	12.06
1850	x	925	x	0.6	7.98
2450	x	925	x	0.6	10.57
1850	x	1225	x	0.6	10.57
2450	x	1225	x	0.6	13.99
1850	x	925	x	0.8	11.01
2450	x	925	x	0.8	14.57
1850	x	1225	x	0.8	14.57
2450	x	1225	x	0.8	19.3
1850	x	925	x	1.0	13.76
2450	x	925	x	1.0	18.22
1850	x	1225	x	1.0	18.22
2450	x	1225	x	1.0	24.13
1850	x	925	x	1.2	16.51
2450	x	925	x	1.2	21.86
1850	x	1225	x	1.2	21.86
2450	x	1225	x	1.2	28.95
1850	x	925	x	1.6	22.01
2450	x	925	x	1.6	29.15
1850	x	1225	x	1.6	29.15
2450	x	1225	x	1.6	38.60
1850	x	925	x	1.9	26.14
2450	x	925	x	1.9	34.61
1850	x	1225	x	1.9	34.61
2450	x	1225	x	1.9	45.84
2450	x	1225	x	2.4	57.9
2450	x	1225	x	3.0	72.38

SHEETS

Mild HR Sheets

Dimensions					Mass per metre
1850	x	925	x	1.6	22.01
2450	x	925	x	1.6	29.15
3050	x	925	x	1.6	36.29
1850	x	1225	x	1.6	29.15
2450	x	1225	x	1.6	38.6
3050	x	1225	x	1.6	48.06
3650	x	1225	x	1.6	57.51
1850	x	925	x	2.0	27.51
2450	x	925	x	2.0	36.44
3050	x	925	x	2.0	45.36
1850	x	1225	x	2.0	36.44
2450	x	1225	x	2.0	48.25
3050	x	1225	x	2.0	60.07
3650	x	1225	x	2.0	71.89
3000	x	1500	x	2.0	72.35
1850	x	925	x	2.5	34.39
2450	x	925	x	2.5	45.55
3050	x	925	x	2.5	56.7
1850	x	1225	x	2.5	45.55
2450	x	1225	x	2.5	60.32
3050	x	1225	x	2.5	75.09
3650	x	1225	x	2.5	89.86
2450	x	1500	x	2.5	73.86
3000	x	1500	x	2.5	90.44
3650	x	1500	x	2.5	110.03
1850	x	925	x	2.8	38.52
2450	x	925	x	2.8	51.01
3050	x	925	x	2.8	63.5
1850	x	1225	x	2.8	51.01
2450	x	1225	x	2.8	67.56
3050	x	1225	x	2.8	84.1
3650	x	1225	x	2.8	100.64
2450	x	1500	x	2.8	82.72

Hot Rolled Sheets


Dimensions					Mass per metre
3000	x	1500	x	2.8	101.29
3650	x	1500	x	2.8	123.24
2450	x	1800	x	2.8	99.27
3000	x	1800	x	2.8	121.55
3650	x	1800	x	2.8	147.89
1850	x	925	x	3.0	41.27
2450	x	925	x	3.0	54.66
3050	x	925	x	3.0	68.04
3650	x	925	x	3.0	81.43
1850	x	1225	x	3.0	54.66
2450	x	1225	x	3.0	72.38
3050	x	1225	x	3.0	90.11
3650	x	1225	x	3.0	107.83
2450	x	1500	x	3.0	88.63
3000	x	1500	x	3.0	108.53
3650	x	1500	x	3.0	132.04
2450	x	1800	x	3.0	106.36
3000	x	1800	x	3.0	130.23
3650	x	1800	x	3.0	158.45
4000	x	1800	x	3.0	173.64
5000	x	1800	x	3.0	217.05
6000	x	1800	x	3.0	260.46
2450	x	1225	x	3.5	84.44
3000	x	1500	x	3.5	126.61
1850	x	925	x	4.0	55.03
2450	x	1225	x	4.0	96.51
3000	x	1500	x	4.0	144.7
4000	x	1800	x	4.0	231.52

Mild Steel HR Sheets (Pickled & Oiled)

Dimensions					Mass per metre
2450	x	1225	x	2.0	48.25
2450	x	1225	x	2.5	60.32
2450	x	1225	x	2.8	67.56
2450	x	1225	x	3.0	72.38
2450	x	1225	x	3.5	84.44
2450	x	1225	x	4.0	96.51

Galvanised Sheets Lock Forming

Dimensions					Mass per metre
2450	x	1225	x	0.6	13.99
2450	x	1225	x	0.8	19.3
2450	x	1225	x	1.0	24.13
2450	x	1225	x	1.2	28.95



Structural Steel Sections

Your metal supplier

E-mail: commercial@bssmoz.com
Website: www.bssmoz.com

CHANNELS

BS EN10025-2-S355 JR Channels (Light)

Dimensions	Mass per metre	Lengths Available			
		6	9	11	13
76 x 38	5.70				
57 x 51	6.84				
76 x 38	6.70				
100 x 50	10.73				
120 x 55	13.55				
127 x 64	14.93				
140 x 60	16.22				
152 x 76	17.91				
160 x 65	19.12				
178 x 54	14.55				
180 x 70	22.27				
200 x 75	25.30				

S355 Parallel Flange Channels


Dimensions	Mass per meter	Lengths Available			
		6	9	11	13
100 x 50	10.10				
180 x 70	21.07				
200 x 75	24.29				
230 x 90	32.20				
260 x 90	34.80				
300 x 100	45.40				
300 x 100	45.40				

Galvanised Lip Channel (ISQ230 Z275)

Dimensions	Mass per metre	Lengths Available	
		6	9.1
75 x 50 x 20 x 2.0	3.140		
100 x 50 x 20 x 2.0	3.530		
125 x 50 x 20 x 2.0	3.930		
150 x 50 x 20 x 2.0	4.320		
150 x 75 x 20 x 2.0	5.100		
75 x 50 x 20 x 2.5	3.850		
100 x 50 x 20 x 2.5	4.350		
125 x 50 x 20 x 2.5	4.840		
150 x 50 x 20 x 2.5	5.330		
150 x 75 x 20 x 2.5	6.310		
75 x 50 x 20 x 3.0	4.540		
100 x 50 x 20 x 3.0	5.130		
125 x 50 x 20 x 3.0	5.720		
150 x 50 x 20 x 3.0	6.300		
150 x 75 x 20 x 3.0	7.480		

Hot Rolled Lip Channel (CQ)

Dimensions	Mass per metre	Lengths Available	
		6	9.1
75 x 50 x 20 x 2.0	3.140		
100 x 50 x 20 x 2.0	3.530		
125 x 50 x 20 x 2.0	3.930		
150 x 50 x 20 x 2.0	4.320		
150 x 75 x 20 x 2.0	5.100		
75 x 50 x 20 x 2.5	3.850		
100 x 50 x 20 x 2.5	4.350		
125 x 50 x 20 x 2.5	4.840		
150 x 50 x 20 x 2.5	5.330		
150 x 75 x 20 x 2.5	6.310		
75 x 50 x 20 x 3.0	4.540		
100 x 50 x 20 x 3.0	5.130		
125 x 50 x 20 x 3.0	5.720		
150 x 50 x 20 x 3.0	6.300		
150 x 75 x 20 x 3.0	7.480		



Structural Steel Sections

Your metal supplier

E-mail: commercial@bssmoz.com
Website: www.bssmoz.com

Flat BAR

Mild Steel

Dimensions	Mass per metre
12 x 3	0,28
16 x 3	0,38
20 x 3	0,48
20 x 5	0,79
20 x 6	0,94
20 x 8	1,26
20 x 10	1,57
25 x 3	0,60
25 x 5	0,98
25 x 6	1,18
25 x 8	1,57
25 x 10	1,96
25 x 12	2,36
30 x 3	0,72
30 x 5	1,18
30 x 6	1,41
30 x 8	1,88
30 x 10	2,36
30 x 12	2,83
35 x 5	1,37
40 x 3	0,96
40 x 4,5	1,41
40 x 5	1,57
40 x 6	1,88
40 x 8	2,51
40 x 10	3,14
40 x 12	3,77
40 x 16	5,02
40 x 20	6,28
40 x 25	7,85
48 x 5	1,87
50 x 3	1,20
50 x 5	1,96
50 x 6	2,36
50 x 8	3,14
50 x 10	3,93
50 x 12	4,71
50 x 16	6,28
50 x 20	7,85
50 x 25	9,81
60 x 3	1,44
60 x 6	2,83
60 x 8	3,77
60 x 10	4,71
60 x 12	5,65
60 x 16	7,54
60 x 20	9,42

Available: 6 m length

Mild Steel Flat Bar (cont)

Dimensions	Mass per metre
65 x 6	3,06
70 x 3	1,68
70 x 10	5,50
70 x 12	6,59
70 x 16	8,79
70 x 20	10,99
80 x 3	1,92
80 x 6	3,77
80 x 8	5,02
80 x 10	6,28
80 x 12	7,54
80 x 16	10,05
80 x 20	12,56
80 x 25	15,70
80 x 40	25,12
90 x 3	2,17
90 x 6	4,24
90 x 8	5,65
90 x 10	7,07
90 x 12	8,48
90 x 25	17,66

Available: 6 m length

BS EN 10025—S 355 JR FLAT

Dimensions	Mass per metre
100 x 3	2,41
100 x 6	4,71
100 x 8	6,28
100 x 10	7,85
100 x 12	9,42
100 x 16	12,56
100 x 20	15,70
100 x 25	19,63
100 x 30	23,55
100 x 40	31,40
100 x 50	39,25
110 x 6	5,18
110 x 10	8,64
110 x 12	10,36
130 x 8	8,16
130 x 10	10,21
130 x 12	12,25
130 x 16	16,33
130 x 20	20,41
130 x 25	25,51
150 x 8	9,42
150 x 10	11,78
150 x 12	14,13
150 x 16	18,84
150 x 20	23,55
150 x 25	29,44

Available: 6 m length


Dimensions	Mass per metre
180 x 10	14,13
180 x 12	16,96
180 x 16	22,61
200 x 10	15,70
200 x 12	18,84
200 x 16	25,12
200 x 20	31,40
200 x 25	39,25
250 x 10	19,60
250 x 12	23,60
250 x 16	31,40
250 x 20	39,25
300 x 10	23,60
300 x 12	28,30

Available: 13 m length

55 C Flat Bar

Dimensions	Mass per metre
100 x 12	9,42
100 x 16	12,56
100 x 20	15,70
130 x 12	12,25
130 x 16	16,33
130 x 20	20,41

Available: 9 m length



Structural Steel Sections

Your metal supplier

E-mail: commercial@bssmoz.com
Website: www.bssmoz.com

Structural

Mild Steel Round Bar

Dimensions	Mass per metre	Lengths Available			
		6	9	11	13
6.0	0.22				
8.0	0.40				
10	0.62				
12	0.89				
14	1.21				
16	1.58				
20	2.47				
22	2.98				
24	3.55				
25	3.85				
27	4.50				
32	6.31				
35	7.55				
36	7.99				
38	8.90				
40	9.87				

Reinforcing HT Round Bar

Dimensions	Mass per metre	Lengths Available			
		6	9	11	13
6	0.22				
8	0.40				
10	0.62				
12	0.89				
16	1.58				
20	2.47				
25	3.85				
32	6.31				
40	9.86				

Mild Steel Square Bar

Dimensions	Mass per metre	Lengths Available			
		6	9	11	13
10	0.79				
12	1.13				
16	2.01				
20	3.14				
35	9.62				
40	12.60				
45	15.90				
50	19.60				

BS EN10025-2-S355 JR Round Bar


Dimensions	Mass per metre	Lengths Available			
		6	9	11	13
30	5.55				
36	7.99				
40	9.87				
45	12.49				
50	15.41				
55	18.65				
60	22.20				
65	26.05				
70	30.21				
75	34.68				
80	39.46				
90	49.94				
95	55.64				
100	61.65				
103	65.41				

BS EN10025-2-S355 JR Square Bar

Dimensions	Mass per metre	Lengths Available			
		6	9	11	13
55	23.80				
60	28.30				
65	33.20				
70	38.50				
75	44.20				
100	78.50				
105	86.60				
150	177.00				

Drilled Rails

Dimensions	Mass per metre	Lengths Available			
		6	9	11	13
15	14.91				
22	22.54				
30	30.15				
40	40.30				
48	47.60				
57	57.40				



Structural Steel Sections

Your metal supplier

E-mail: commercial@bssmoz.com
 Website: www.bssmoz.com

SECTION I

BS EN10025 - 2 - S355JR Columns

Dimensions	Mass per metre	Lengths Available			
		6	9	11	13
152 x 152	23.00				
152 x 152	23.00				
152 x 152	30.00				
152 x 152	37.00				
203 x 203	46.10				
203 x 203	46.10				
203 x 203	52.00				
203 x 203	60.00				
203 x 203	71.00				
203 x 203	86.10				
254 x 254	73.10				
254 x 254	88.90				
254 x 254	107.10				
254 x 254	132.00				
254 x 254	167.10				
305 x 305	96.90				
305 x 305	117.90				
305 x 305	136.90				
305 x 305	158.10				
305 x 305	198.10				
305 x 305	240.00				

BS EN10025-2-S355 JR Beans

Dimensions	Mass per metre	Lengths Available			
		6	9	11	13
203 x 133	25.10				
203 x 133	25.10				
203 x 133	30.00				
254 x 146	31.10				
254 x 146	31.10				
254 x 146	37.00				
254 x 146	43.00				
305 x 102	24.80				
305 x 102	28.20				
305 x 102	32.80				
305 x 102	32.80				
305 x 165	40.30				
305 x 165	40.30				
305 x 165	46.10				
305 x 165	54.00				
356 x 171	45.00				
356 x 171	51.00				
356 x 171	57.00				
356 x 171	67.10				
406 x 140	39.00				
406 x 140	39.00				
406 x 140	46.00				
406 x 140	46.00				
406 x 178	54.10				
406 x 178	54.10				
406 x 178	60.10				
406 x 178	67.10				
406 x 178	74.20				
457 x 191	67.10				
457 x 191	74.30				
457 x 191	82.00				
457 x 191	89.30				
457 x 191	98.30				
533 x 210	82.20				
533 x 210	82.20				
533 x 210	92.10				
533 x 210	101.00				
533 x 210	101.00				
533 x 210	109.00				
533 x 210	122.00				

BS EN10025 -2— S355 JR IPE (AA) Section


Dimensions	Mass per metre	Lengths Available			
		6	9	11	13
100 x 55	6.72				
120 x 64	8.36				
140 x 73	10.05				
160 x 82	12.32				
180 x 91	14.94				
200 x 100	17.95				

BS EN10025-2-S355 JR IPE section

Dimensions	Mass per metre	Notes	Lengths Available			
			6	9	11	13
100 x 55	8.10					
120 x 64	10.37					
140 x 73	12.89					
160 x 82	15.77					
180 x 91	18.80					
200 x 100	22.36					

BS EN 10025-2- S355 JR JOIST

Dimensions	Mass per metre	Lengths Available			
		6	9	11	13
127 x 76	13.40				
152 x 89	17.10				
178 x 102	21.50				
203 x 152	52.30				
203 x 152	52.30				



Structural Steel Sections

Your metal supplier

E-mail: commercial@bssmoz.com
 Website: www.bssmoz.com

ANGLE BAR

BS EN 10025 - 2 - S355 JR Unequal Angles


Dimensions	Mass per metre	Lengths Available			
		6	9	11	13
65 x 50 x 6	5.16				
65 x 50 x 8	6.75				
75 x 50 x 6	5.65				
75 x 50 x 8	7.39				
80 x 60 x 6	6.37				
80 x 60 x 8	8.34				
90 x 65 x 6	7.07				
90 x 65 x 8	9.29				
90 x 65 x 10	11.40				
100 x 65 x 8	9.94				
100 x 65 x 10	12.30				
100 x 75 x 6	8.04				
100 x 75 x 8	10.57				
100 x 75 x 10	13.04				
100 x 75 x 12	15.44				
125 x 75 x 8	12.16				
125 x 75 x 10	15.02				
125 x 75 x 12	17.81				
150 x 75 x 10	16.98				
150 x 75 x 12	20.17				
150 x 75 x 15	24.83				
150 x 90 x 10	18.18				
150 x 90 x 12	21.60				
150 x 90 x 15	26.62				

BS EN10025 - 2 - S355 JR Angles

Dimensions	Mass per metre	Lengths Available			
		6	9	11	13
50 x 50 x 3	2.37				
50 x 50 x 4	3.06				
50 x 50 x 5	3.77				
50 x 50 x 6	4.47				
50 x 50 x 8	5.82				
60 x 60 x 4	3.70				
60 x 60 x 5	4.57				
60 x 60 x 6	5.42				
60 x 60 x 8	7.09				
60 x 60 x 10	8.69				
70 x 70 x 6	6.38				
70 x 70 x 8	8.36				
70 x 70 x 10	10.27				
80 x 80 x 6	7.34				
80 x 80 x 8	9.63				
80 x 80 x 10	11.86				
80 x 80 x 12	14.03				
90 x 90 x 6	8.30				
90 x 90 x 8	10.90				
90 x 90 x 10	13.45				
90 x 90 x 12	15.93				
100 x 100 x 8	12.18				
100 x 100 x 10	15.04				
100 x 100 x 12	17.83				
120 x 120 x 8	14.71				
120 x 120 x 10	18.20				
120 x 120 x 12	21.62				
120 x 120 x 15	26.64				
150 x 150 x 10	22.98				
150 x 150 x 12	27.35				
150 x 150 x 15	33.77				
150 x 150 x 18	40.06				
200 x 200 x 16	48.50				
200 x 200 x 18	54.20				
200 x 200 x 20	59.90				

Mild Steel Angles

Dimensions	Mass per metre	Lengths Available			
		6	9	11	13
25 x 25 x 2.0	0.77				
25 x 25 x 2.5	0.95				
25 x 25 x 3.0	1.11				
25 x 25 x 5.0	1.77				
30 x 30 x 2.0	0.95				
30 x 30 x 2.5	1.17				
30 x 30 x 3.0	1.36				
30 x 30 x 5.0	2.18				
40 x 40 x 2.0	1.29				
40 x 40 x 2.5	1.58				
40 x 40 x 3.0	1.87				
40 x 40 x 4.0	2.42				
40 x 40 x 5.0	2.97				
40 x 40 x 6.0	3.52				
45 x 45 x 3.0	2.13				
45 x 45 x 4.0	2.74				
45 x 45 x 5.0	3.38				



PIPES AND TUBES

Your metal supplier E-mail: commercial@bssmoz.com
Website: www.bssmoz.com

Round Tubing

Size Outside Dimension mm	Wall mm	Kilograms per Metre
15.8	1.6	0.563
15.8	2.0	0.681
19.0	1.6	0.688
19.0	2.0	0.840
21.3	1.6	0.778
21.3	2.0	0.953
21.3	2.5	1.158
25.4	1.6	0.939
25.4	2.0	1.154
25.4	2.5	1.411
26.9	1.6	1.002
26.9	2.0	1.233
26.9	2.5	1.502
26.9	2.8	1.681
26.9	3.0	1.768
31.7	1.6	1.189
31.7	2.0	1.467
31.7	2.5	1.817
31.7	3.0	2.123
34.0	1.6	1.282
34.0	2.0	1.562
34.0	2.5	1.942
34.0	3.0	2.293
38.1	1.6	1.440
38.1	2.0	1.780
38.1	2.5	2.192
38.1	3.0	2.790
38.1	4.0	3.364
42.8	1.6	1.642
42.8	2.0	2.012
42.8	2.5	2.484
42.8	2.8	2.790
42.8	3.0	2.944
42.8	3.5	3.419
42.8	4.0	3.793
48.5	1.6	1.846
48.5	2.0	2.288
48.5	2.5	2.830
48.5	2.8	3.187

Round Tubing Continued

Size Outside Dimension mm	Wall mm	Kilograms per Metre
48.5	3.0	3.358
48.5	3.5	3.915
48.5	4.0	4.366
48.5	4.5	4.912
50.8	1.6	1.940
50.8	2.0	2.406
50.8	2.5	2.978
50.8	2.8	3.348
50.8	3.0	3.533
50.8	3.5	4.083
50.8	4.0	4.616
50.8	4.5	5.169
57.1	1.6	2.191
57.1	2.0	2.718
57.1	2.5	3.372
57.1	3.0	4.003
57.1	4.0	5.248
60.3	1.6	2.317
60.3	2.0	2.875
60.3	2.5	3.700
60.3	2.8	4.013
60.3	3.0	4.224
60.3	3.5	4.876
60.3	4.0	5.551
60.3	4.5	6.154
63.5	1.6	2.440
63.5	2.0	3.031
63.5	2.5	3.758
63.5	3.0	4.472
63.5	3.5	5.174
63.5	4.0	5.875
63.5	4.5	6.541
73.0	1.6	2.817
73.0	2.5	4.346
73.0	3.0	5.176
73.0	3.5	5.998
76.2	1.6	2.942
76.2	2.0	3.658
76.2	2.5	4.534



Your metal supplier

E-mail: commercial@bssmoz.com

Website: www.bssmoz.com


Round Tubing Continued

Size Outside Dimension mm	Wall mm	Kilograms per Metre
76.2	2.8	5.120
76.2	3.0	5.416
76.2	3.5	6.261
76.2	4.0	7.105
76.2	4.5	7.939
76.2	5.0	8.779
76.2	6.0	10.308
88.9	2.0	4.286
88.9	2.5	5.327
88.9	3.0	6.355
88.9	3.5	7.371
88.9	4.0	8.375
88.9	4.5	9.366
88.9	5.0	10.345
88.9	6.0	12.172
101.6	1.6	3.986
101.6	2.0	4.908
101.6	2.5	6.104
101.6	2.8	6.891
101.6	3.0	7.288
101.6	3.5	8.460
101.6	4.0	9.619
101.6	4.5	10.760
101.6	5.0	11.911
101.6	6.0	14.135
114.3	2.0	5.534
114.3	2.5	6.893
114.3	3.0	8.221
114.3	3.5	9.550
114.3	4.0	10.880
114.3	4.5	12.170
114.3	5.0	13.465
114.3	6.0	16.011
127.0	2.0	6.165
127.0	2.5	7.669
127.0	2.8	8.663
127.0	3.0	9.166
127.0	3.5	10.660
127.0	3.8	11.840
127.0	4.0	12.120
127.0	4.5	13.590

E & OE

Round Tubing Continued

Size Outside Dimension mm	Wall mm	Kilograms per Metre
127.0	5.0	15.044
127.0	6.0	17.880
139.7	3.0	10.110
139.7	3.5	11.760
139.7	4.0	13.390
139.7	4.5	15.000
139.7	5.0	16.610
139.7	6.0	19.780
152.4	2.0	7.493
152.4	2.5	9.335
152.4	2.8	10.330
152.4	3.0	11.050
152.4	3.5	12.850
152.4	4.0	14.640
152.4	4.5	16.410
152.4	5.0	18.180
152.4	6.0	21.660
165.1	2.8	11.210
165.1	3.0	11.990
165.1	3.5	13.950
165.1	4.0	15.890
165.1	4.5	17.810
165.1	5.0	19.740
165.1	6.0	23.540
177.8	3.0	13.000
177.8	3.5	15.044
177.8	4.0	17.320
177.8	4.5	19.340
177.8	6.0	25.217
193.7	3.0	14.130
193.7	3.5	16.440
193.7	4.0	18.530
193.7	4.5	21.030
193.7	5.0	23.300
193.7	6.0	27.820
219.1	3.5	18.600
219.1	4.0	21.010
219.1	4.5	23.810
219.1	5.0	26.390
219.1	6.0	31.530



PIPES AND TUBES

Your metal supplier E-mail: commercial@bssmoz.com
Website: www.bssmoz.com

Galvanised Rounds




Size Outside Dimension mm	Wall mm	Kilograms per Metre
19.0	1.6	0.729
19.0	2.0	0.890
21.3	1.6	0.825
21.3	2.0	1.010
25.4	1.6	0.995
25.4	2.0	1.223
26.9	1.6	1.062
26.9	2.0	1.307
31.7	1.6	1.260
31.7	2.0	1.555
34.0	1.6	1.359
34.0	2.0	1.656
34.0	2.5	2.072
38.1	1.6	1.562
38.1	2.0	1.887
42.8	1.6	1.741
42.8	2.0	2.133
48.5	1.6	1.957
48.5	2.0	2.425
50.8	1.6	2.056
50.8	2.0	2.550
50.8	2.5	3.274
60.3	1.6	2.456
60.3	2.0	3.045
76.2	2.0	3.877
88.9	2.0	4.543
101.6	2.0	5.202
101.6	2.5	6.740
101.6	3.0	7.725
101.6	3.5	8.968
101.6	4.0	10.107
114.3	2.0	5.866
114.3	2.5	7.307
114.3	3.0	8.714
114.3	3.5	10.128
114.3	4.0	11.533

Square Tubing



Square Tubing

Size Outside Dimension mm	Wall mm	Kilograms per Metre
12.7	1.6	0.575
15.8	1.6	0.734
15.8	2.0	0.859
19.0	1.6	0.894
19.0	2.0	1.097
25.4	1.6	1.212
25.4	2.0	1.496
25.4	2.5	1.817
25.4	3.0	2.164
31.7	1.6	1.531
31.7	2.0	1.894
31.7	2.5	2.391
31.7	3.0	2.831
38.1	1.6	1.850
38.1	2.0	2.293
38.1	2.5	2.892
38.1	3.0	3.326
40.0	1.6	1.940
40.0	2.0	2.413
40.0	2.5	2.985
40.0	3.0	3.546
40.0	4.0	4.574
50.8	1.6	2.488
50.8	2.0	3.090
50.8	2.5	3.979
50.8	3.0	4.472
50.8	3.5	5.174
50.8	4.0	5.864
50.8	4.5	6.541
60.0	1.6	2.937
60.0	2.0	3.517
60.0	2.5	4.491
60.0	3.0	5.403
60.0	3.5	6.261
60.0	4.0	7.105
60.0	4.5	7.939



PIPES AND TUBES

Your metal supplier

E-mail: commercial@bssmoz.com

Website: www.bssmoz.com

Square Tubing Continued



Size Outside Dimension mm	Wall mm	Kilograms per Metre
63.5	1.6	3.090
63.5	2.0	3.844
63.5	2.5	4.774
63.5	3.0	5.691
63.5	3.5	6.713
63.5	4.0	7.499
63.5	4.5	8.371
76.2	1.6	3.710
76.2	2.0	4.583
76.2	2.5	5.690
76.2	3.0	6.801
76.2	3.5	7.891
76.2	4.0	8.969
76.2	4.5	10.034
76.2	5.0	11.316
76.2	6.0	13.327
101.6	2.0	6.160
101.6	2.5	7.669
101.6	3.0	9.166
101.6	3.5	10.650
101.6	4.0	12.120
101.6	4.5	13.580
101.6	5.0	15.030
101.6	6.0	17.900
120.0	3.0	11.050
120.0	4.0	14.640
120.0	4.5	16.410
120.0	5.0	18.180
120.0	6.0	21.160
150.0	3.0	14.130
150.0	3.5	16.277
150.0	4.0	18.750
150.0	4.5	21.030
150.0	5.0	23.030
150.0	6.0	27.820



Rectangular Tubing

Size Outside Dimension mm	Wall mm	Kilograms per Metre
25 x 12	1.6	0.894
31 x 19	1.6	1.212
31 x 19	2.0	1.469
38 x 19	1.6	1.435
38 x 19	2.0	1.667
38 x 25	1.6	1.531
38 x 25	2.0	1.894
38 x 25	2.5	2.390
38 x 25	3.0	2.704
50 x 25	1.6	1.850
50 x 25	2.0	2.293
50 x 25	2.5	2.803
50 x 25	3.0	3.326
50 x 38	1.6	2.190
50 x 38	2.0	2.718
50 x 38	2.5	3.366
50 x 38	3.0	4.003
60 x 40	1.6	2.294
60 x 40	2.0	3.041
60 x 40	2.5	3.770
60 x 40	3.0	4.487
60 x 40	3.5	5.221
60 x 40	4.0	5.732
60 x 40	4.5	6.588
63 x 38	2.0	3.031
63 x 38	3.0	4.476
76 x 25	1.6	2.440
76 x 25	2.0	3.031
76 x 25	2.5	3.758
76 x 25	3.0	4.472
76 x 25	4.0	5.174
76 x 38	1.6	2.817
76 x 38	2.0	3.501
76 x 38	2.5	4.346
76 x 38	3.0	5.178



PIPES AND TUBES

Your metal supplier E-mail: commercial@bssmoz.com
Website: www.bssmoz.com

Rectangular Tubing Continued



Size Outside Dimension mm			Wall mm	Kilograms per Metre
76	x	38	3.5	5.998
76	x	38	4.0	6.652
76	x	38	4.5	7.581
76	x	50	1.6	3.090
76	x	50	2.0	3.884
76	x	50	2.5	4.774
76	x	50	3.0	5.691
76	x	50	3.5	6.597
76	x	50	4.0	7.499
76	x	50	4.5	8.371
80	x	40	1.6	2.937
80	x	40	2.0	3.652
80	x	40	2.5	4.534
80	x	40	3.0	5.403
80	x	40	3.5	6.261
80	x	40	4.0	7.105
80	x	40	4.5	7.939
100	x	50	1.6	3.673
100	x	50	2.0	4.583
100	x	50	2.5	5.690
100	x	50	3.0	6.801
100	x	50	3.5	7.891
100	x	50	4.0	8.969
100	x	50	4.5	10.034
100	x	50	5.0	11.129
100	x	50	6.0	13.104
100	x	80	6.0	16.025
120	x	60	3.0	8.128
120	x	60	3.5	9.643
120	x	60	4.0	10.776
120	x	60	4.5	12.263
120	x	60	5.0	13.478
120	x	60	6.0	15.899
120	x	80	3.5	10.660
120	x	80	4.0	12.130

Rectangular Tubing Continued



Size Outside Dimension mm			Wall mm	Kilograms per Metre
120	x	80	4.0	12.130
120	x	80	5.0	15.040
120	x	80	6.0	17.900
127	x	76	2.0	6.160
127	x	76	2.5	7.669
127	x	76	3.0	9.166
127	x	76	3.5	10.650
127	x	76	4.0	12.120
127	x	76	4.5	13.580
127	x	76	5.0	15.278
127	x	76	6.0	18.042
150	x	50	2.0	5.923
150	x	50	2.5	7.586
150	x	50	3.0	9.055
150	x	50	3.5	10.749
150	x	50	4.0	12.016
150	x	50	4.5	13.682
150	x	50	5.0	15.044
150	x	50	6.0	17.762
150	x	100	3.0	11.372
150	x	100	3.5	13.513
150	x	100	4.0	15.117
150	x	100	4.5	17.229
150	x	100	5.0	18.959
150	x	100	6.0	22.421
160	x	80	3.0	10.909
160	x	80	3.5	12.960
160	x	80	4.0	14.639
160	x	80	4.5	16.520
160	x	80	6.0	21.489
200	x	100	3.0	14.130
200	x	100	3.5	16.440
200	x	100	4.0	18.750
200	x	100	4.5	21.030
200	x	100	5.0	23.300
200	x	100	6.0	27.820